
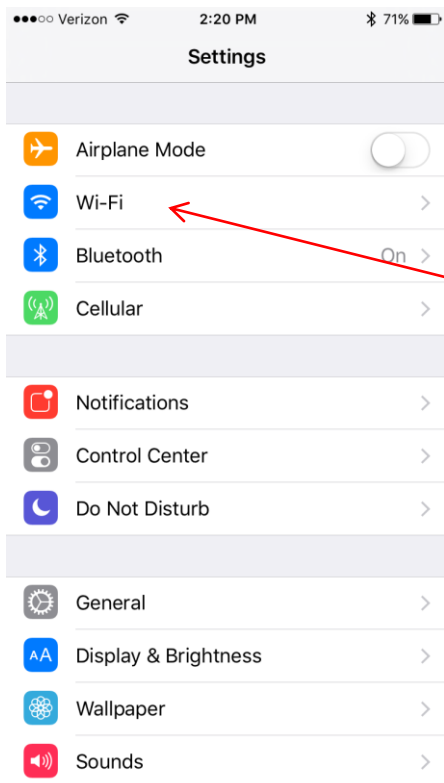


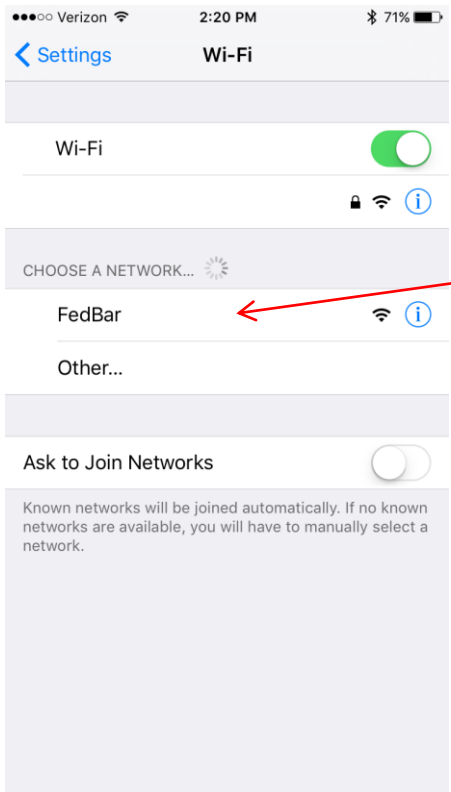
# Connecting to FedBar WiFi with a iPhone/iPad



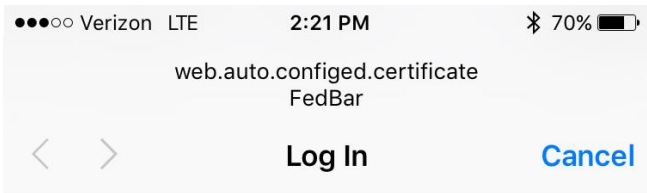
Tap your Settings icon



Select the Wi-Fi setting



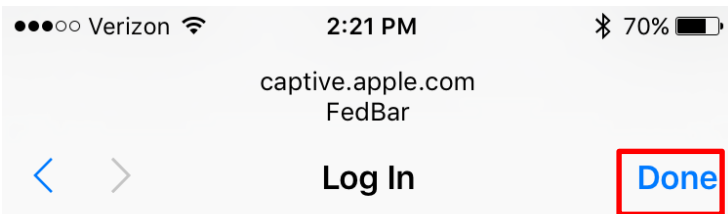
Select the FedBar network



This window will pop-up.  
Click the Accept button to connect  
to the internet



**WARNING:** Acceptable Use Policy 1. Wireless Service Access & Availability This wireless Service is provided solely for use by US District Court attorneys, employees, and approved visitors. Approved users are defined as those who are visitors of US District Court. Unauthorized use of this service is strictly prohibited. Service is subject to unavailability, including emergencies, transmission, equipment or network problems or limitations, interference, lack of signal strength, and maintenance and repair. The wireless network service does not deliver full Internet access and is designed to provide a limited, content filtered service suite. Access to the Service is completely at the discretion of the US District Court, and your access to the Service may be blocked, suspended, or terminated at any time. The US District Court or its vendors shall not be liable for any damages, losses, cost or expenses caused by or arising out of the use or termination of the Service



After pressing Login you will see this screen.  
Click **Done** and you're now connected to the FedBar network.